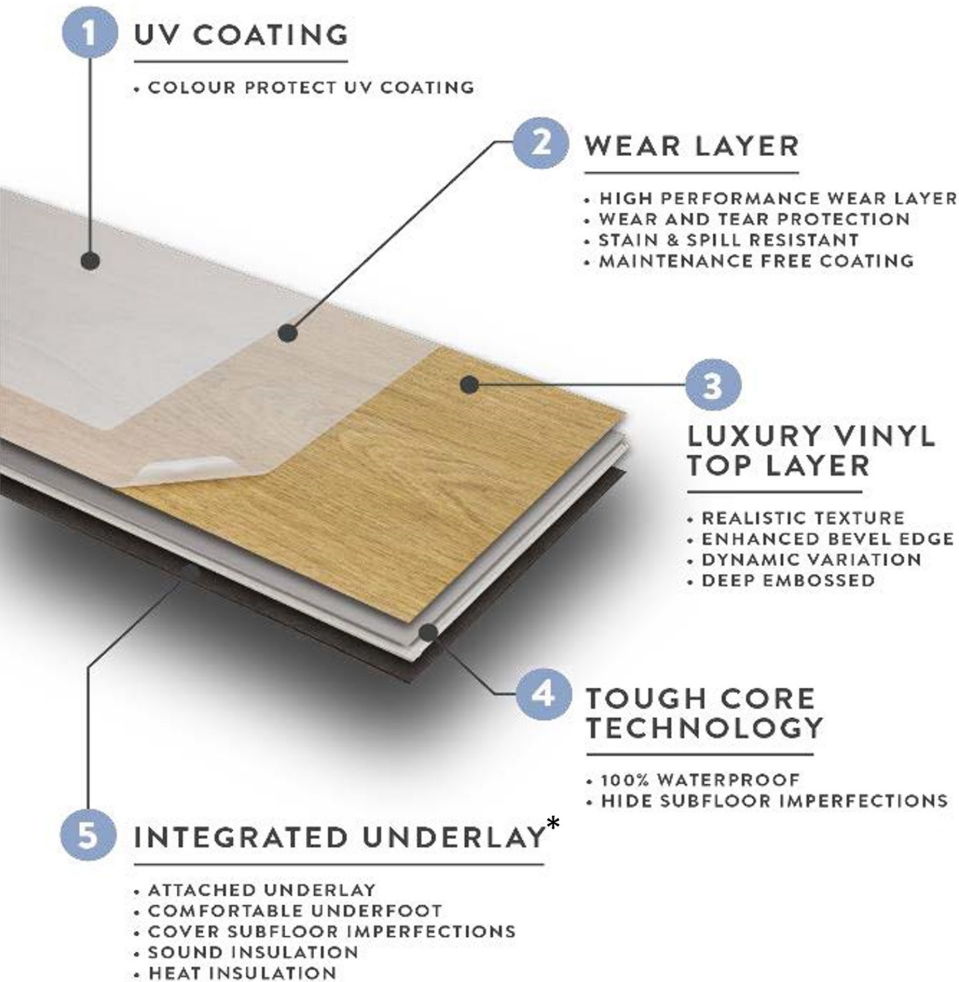


PRONTO™

LUXURY VINYL TILES



Ideal for use throughout the home, Pronto Luxury Vinyl Tiles provide an easy to clean flooring solution which is resistant to both scuffs and stains. Available in a wide range of colours and styles, from wood effect to stone effect, Pronto Luxury Vinyl Tiles are perfect for any space.



* Our Multi-click range of LVT does not have an integrated underlay so we recommend Dream-Tex+ underlay is used.



LVT is commonly made from multiple layers of PVC vinyl which are compressed in a solution with various compounds to create sheets of tough and rigid vinyl that is cut to form the core of a luxury vinyl tile.

This waterproof core gives LVT a strong and stable structure which is less affected by environmental factors, such as moisture and temperature changes, making it a great alternative to laminate and wooden flooring.

With the addition of realistic texture layers, high performance protective coatings, and DIY-friendly fitting methods, luxury vinyl tiles really are an easy to maintain and long-lasting flooring solution.

Consider LVT for those areas where alternative floorings can be difficult to maintain, such as in kitchens and dining areas where frequent spillages can occur, or near external doorways where mud and rain can be brought into the home.

RANGE OVERVIEW

CLICK - WOOD EFFECT PLANKS

Bringing beauty and elegance, as well as functionality and durability, our Pronto Click ranges are hardwearing with an embossed surface creating a wood or stone effect with an authentic look and feel. Featuring DIY-friendly click systems, our wide range of Pronto luxury vinyl tiles are a great alternative to tiled or wooden flooring.



ARDEN
GREY




BRADA
CHESTNUT



BRADA
STORM



BRANT



ENNERDALE



EPPING




GALLOWAY



GLENMORE



HALDON



INGLETON



IVAR



KRAHN



LIGHTNING
OAK




RIVINGTON



ROSENHOLM




LASSON



CARSON



KOA



MERANTI



SELWOOD



TWILIGHT
OAK



VERN



WYKEHAM



See the chart on page 10 for specific details on each product

RANGE OVERVIEW

CLICK - EXTRA LARGE PLANKS



AFARA
GOLDEN OAK



DAINTREE
MAPLE



DENYA
WALNUT



FRISTON MID
OAK




HAFREN
NATURAL OAK




YARRAN
GREY

Our range of extra large LVT planks are



CLICK - STONE EFFECT TILES



ASHFORD
IVORY



BRIGHSTONE
GREY



GIMROCK




HIMALAYAN
STONE



KETTON
CONCRETE




MARTA




NAXOS
CALACATTA



STANHOPE



VERMONT
SLATE



WINSPIT



See the chart on page 10 for specific details on each product

RANGE OVERVIEW

MULTI-CLICK

Our multi-click range of luxury vinyl tiles have a unique soft top layer that is not only comfortable to walk on but also absorbs noise making it up to 50% more silent than other luxury vinyl floors.

With a unique 360° interlocking system, DreamClick, our multi-click range allows you to experiment with different laying patterns unlike most other LVT ranges.


AN UNDERLAY IS REQUIRED WITH THIS RANGE OF LVT, AND WE RECOMMEND THAT DREAM-TEX+ UNDERLAY IS USED.




TERRAZZO LIGHT GREY



URBAN STONE
DARK GREY



URBAN STONE BEIGE



See the chart on page 10 for specific details on each product

RANGE OVERVIEW

HERRINGBONE

Our herringbone luxury vinyl tile range features an innovative 2G Unilin locking system which is one of the few truly herringbone systems which has an integrated underlay.



PARKHURST



CARRICK



MARSTON



WHINFELL



Due to the number of cuts required to achieve this design, an extra 10% should be ordered to ensure you have sufficient boards to complete the area.



See the chart on page 10 for specific details on each product

RANGE OVERVIEW

FINISHING TOUCHES - SCOTIA

Our range of 2m long vinyl tile scotia provide a professional finish to your vinyl flooring and are an easy to install alternative to skirting.

In a range of contemporary colours, our vinyl tile scotias provide a seamless blend between floor and wall whilst remaining stylish.



BROWN OAK



OAK



MEDIUM GREY



GREY OAK



DARK OAK



WHITE

Our 2m long vinyl tile scotia are easy to install and can be easily cut to size using a fine-toothed saw.

Any end of a scotia that joins another piece should be cut at a 45° angle, so the two pieces fit together seamlessly; the use of a mitre box is recommended when cutting.

The scotia should be fitted to the skirting/wall using a high strength adhesive. DO NOT attach the scotia to the floor, this will ensure the vinyl floor is left free to expand and move with any changes in environment temperature.

Use a damp cloth to remove any excess adhesive from the scotia before it dries.



RANGE OVERVIEW

FINISHING TOUCHES - DOOR BARS

Our range of 0.9m long multi-floor door bars are designed for use on all types of flooring even if they are of unequal heights ranging from 0-14mm.

In a range of wood and metal effects, our multi-floor door bars provide a great solution for connecting rooms with LVT to other types of flooring.



SILVER



TITANIUM



CHAMPAGNE



OAK



RUSTIC OAK



WALNUT



Our range of multi-floor door bars are 0.9m long and 40mm wide making them suitable for use between floors with a maximum 14mm height difference.

We have even more profile options available in the Dural Product range to ensure there is something for all scenarios.



FREQUENTLY ASKED QUESTIONS

WHICH RANGES REQUIRE ADDITIONAL UNDERLAY?

Only the Multi-Click range of LVT requires additional underlay, all other ranges have underlay built in.

CAN YOU USE ADDITIONAL UNDERLAY WITH RANGES THAT HAVE UNDERLAY ALREADY BUILT IN?

No, using additional underlay with the LVT ranges with already built in underlay will cause fitting issues, only use additional underlay with our Multi-Click range of LVT.

CAN YOU USE UFH WITH PRONTO LUXURY VINYL TILES?

Yes, Pronto Luxury Vinyl Tiles are suitable for both water and electric radiant heat UFH systems.

If using an electric based UFH system it is essential that the heating element is embedded in a suitable screed to ensure the heat is dispersed sufficiently across the flooring to avoid hot spots and damage to your vinyl tiles.

Always seek guidance from your UFH manufacturer before using it with Pronto Luxury Vinyl Tiles.

WHY IS IT NECESSARY TO LEAVE AN EXPANSION GAP AROUND THE ROOM?

As with any tiling installation, LVT also requires an expansion joint around the perimeter of an area to allow for any substrate movement or thermal expansion. The expansion gap provides space for the LVT planks/tiles to expand into and prevent the floor from tenting or lifting.

The use of vinyl tile expansion spacers will help ensure the correct expansion joints are maintained during installation.

DO I NEED AN EXPANSION GAP AROUND FIXED FURNITURE?

Heavy, permanently fixed furniture, such as kitchen islands that are secured through the kitchen floor, should not be placed on top of LVT flooring. This is because LVT should remain a "floating floor" and placing an item on top which is then secured to the kitchen floor will mean the LVT is no longer "floating" and will likely cause issues.

Large appliances such as fridges, washing machines and freezers are fine as they are not fixed permanently to the kitchen floor.

IS IT 100% WATERPROOF AND SUITABLE FOR BATHROOMS?

Our LVT is suitable for use in bathrooms as it features a 100% waterproof core meaning that any water ingress will not damage the core base of the planks/tiles. However, LVT does not create a waterproof seal and so should not be used to waterproof a room or be used in a wet room.

CAN YOU USE LVT IN A CONSERVATORY?

No, we do not recommend fitting LVT in a conservatory as temperatures under direct sunlight can exceed the maximum temperatures for the product; especially if there are variances in temperature around the room resulting in some spaces being hot and others cold which will cause different areas to expand and contract at different rates.

HOW DO I MAINTAIN MY LVT FLOOR?

A vacuum or swivel head mop with replaceable cloth covers is recommended for removing finer dirt and grit from the floor. Thoroughly clean the floor using a suitable vinyl floor cleaner. Always ensure any spillages or tracked in dirt is wiped off the floor immediately.

Avoid dragging furniture or objects across the floor, use door mats at all external entrances and put protective pads under all furniture legs and feet to help protect the longevity of your floor.



RANGE REFERENCE CHART

NAME	LENGTH (m)	WIDTH (m)	OVERALL THICKNESS (mm)	WEAR THICKNESS (mm)	SUITABILITY	SLIP RESISTANCE	PACK QTY (m ²)	FITTING SYSTEM	UNDERLAY REQUIRED
Afara Golden Oak	1.524	0.181	7	0.5	Domestic & Commercial	High	1.66	5Gi	No
Arden Grey	1.242	0.191	6.5	0.3	Domestic Only	High	2.2	2G	No
Ashford Ivory	0.348	0.609	5	0.3	Domestic Only	High	1.86	5Gi	No
Brada Chestnut	1.22	0.18	5.5	0.3	Domestic Only	High	1.75	5Gi	No
Brada Storm	1.22	0.18	5.5	0.3	Domestic Only	High	1.75	5Gi	No
Brant	1.22	0.22	5.5	0.55	Domestic & Commercial	High	2.14	5Gi	No
Brighstone Grey	0.622	0.317	7.7	0.3	Domestic Only	High	2.23	2G	No
Carrick Oak	0.625	0.125	5	0.55	Domestic & Commercial	Low	2.34	Herringbone	No
Carson Grey	1.219	0.181	5	0.5	Domestic & Commercial	High	2.2	5Gi	No
Daintree Maple	1.524	0.181	7	0.5	Domestic & Commercial	High	1.66	5Gi	No
Denya Walnut	1.524	0.181	7	0.5	Domestic & Commercial	High	1.66	5Gi	No
Ennerdale Brown	1.23	0.238	5.5	0.5	Domestic & Commercial	High	2.75	2G	No
Epping Brown	1.23	0.238	5.5	0.5	Domestic & Commercial	High	2.75	2G	No
Friston Mid Oak	1.524	0.181	7	0.5	Domestic & Commercial	High	1.66	5Gi	No
Galloway Grey	1.242	0.191	6.5	0.3	Domestic Only	High	2.2	2G	No
Gimrock Grey	0.622	0.317	7.7	0.3	Domestic Only	High	2.23	2G	No
Glenmore Grey	1.242	0.191	6.5	0.3	Domestic Only	High	2.2	2G	No
Hafren Natural Oak	1.524	0.181	7	0.5	Domestic & Commercial	High	1.66	5Gi	No
Haldon Brown	1.242	0.191	6.5	0.3	Domestic Only	High	2.2	2G	No
Himalayan Stone	0.303	0.178	5	0.3	Domestic Only	Moderate	2.21	I4F	No
Ingleton Brown	1.242	0.191	6.5	0.3	Domestic Only	High	2.2	2G	No
Ivar	1.22	0.176	5.5	0.3	Domestic Only	High	1.71	5Gi	No
Ketton Concrete	0.348	0.609	5	0.3	Domestic Only	High	1.86	5Gi	No
Koa Oak	1.219	0.181	5	0.5	Domestic & Commercial	High	2.2	5Gi	No
Krahn Brown	1.242	0.191	6.5	0.3	Domestic Only	High	2.2	2G	No
Lasson Greige	1.219	0.181	5	0.5	Domestic & Commercial	High	2.2	5Gi	No
Lightning Oak	1.244	0.607	5	0.3	Domestic Only	Moderate	2.21	I4F	No
Marston Grey	0.625	0.125	5	0.55	Domestic & Commercial	Low	2.34	Herringbone	No
Marta	0.457	0.3	5.5	0.3	Domestic Only	High	1.37	5Gi	No
Meranti Walnut	1.219	0.181	5	0.5	Domestic & Commercial	High	2.2	5Gi	No
Naxos Calacatta	0.348	0.609	5	0.3	Domestic Only	High	1.86	5Gi	No
Parkhurst Grey	0.625	0.125	5	0.55	Domestic & Commercial	Low	2.34	Herringbone	No
Rivington Brown	1.242	0.191	6.5	0.3	Domestic Only	High	2.2	2G	No
Rosenholm Grey	1.242	0.191	6.5	0.3	Domestic Only	High	2.2	2G	No
Selwood Brown	1.23	0.179	6	0.3	Domestic Only	High	2.2	2G	No
Stanhope Grey	0.622	0.317	7.7	0.3	Domestic Only	High	2.23	2G	No
Terrazzo Light Grey	0.612	0.612	5	0.55	Domestic & Commercial	Low	2.247	Multi-Click	Yes
Twilight Oak	1.244	0.607	5	0.3	Domestic Only	Moderate	2.21	I4F	No
Urban Stone Beige	0.612	0.612	5	0.55	Domestic & Commercial	Low	2.247	Multi-Click	Yes
Urban Stone Grey	0.612	0.612	5	0.55	Domestic & Commercial	Low	2.247	Multi-Click	Yes
Vermont Slate	0.348	0.609	5	0.3	Domestic Only	High	1.86	5Gi	No
Vern	1.22	0.22	5.5	0.55	Domestic & Commercial	High	2.14	5Gi	No
Whinfell Light Oak	0.625	0.125	5	0.55	Domestic & Commercial	Low	2.34	Herringbone	No
Winspit Grey	0.622	0.317	7.7	0.3	Domestic Only	High	2.23	2G	No
Wykeham Grey	1.242	0.191	6.5	0.3	Domestic Only	High	2.2	2G	No
Yarran Grey	1.524	0.181	7	0.5	Domestic & Commercial	High	1.66	5Gi	No